

PathWay® Model 7283 Quad Channel DB25 RS530 A/B Switch with Dual RS232 Remote Control Ports and Dual Power Supply Ports

▪ Highest Reliability achieved through Redundant Remote Control and Redundant Power Supplies

INTRODUCTION

The PathWay® Model 7283 Quad Channel DB25 RS530 A/B Switch with **Dual RS232 Remote and Dual Power** allows the user the capability of sharing a single port interface device, connected to the "COMMON" port, among two other devices, connected to the "A" and "B" ports, for each channel. The Model 7283 is enclosed in a 2U, full rack size, all metal black chassis designed to provide EMI/RFI shielding and fit in a standard 19" rack.

The switch may be controlled locally by manually operating the front panel pushbutton or remotely from either of the DB9 Remote Control ports located on the rear of the unit. The DB9 Remote ports provide control through RS232 Serial Commands and allow the user to both control and monitor the switch position remotely. The front panel LED display indicates the switch position and unit power status.

FEATURES:

- All channels switch simultaneously.
- All (25) pins of the DB25 interface are switched via break-before-make electromechanical relays.
- The switch ports are transparent to all data.
- Front panel pushbutton control.
- Front panel LED's display present position and power status.
- Remote RS232 ASCII commands that allow the user to control switch position, lockout front panel operations, obtain switch status and firmware version number.
- Dual Remote RS232 ports support multi-drop format, allowing multiple units to be bussed together and commanded from a single host.
- Connecting the Serial Remote Port 1 of each Model 7283 unit in a multi-drop format will allow a command sent by the first serial control device to be heard by all connected Model 7283 units. Similarly, connecting the Serial Remote Port 2 of each Model 7283 unit allows a command sent from the second control device to be received by all connected Model 7283 units.
- Each unit is addressable, allowing the Remote RS232 commands to communicate with either a single unit or all units on the multi-drop bus.
- **Dual Power Supply** ports allow redundancy, automatically handling which supply sources power to the unit without any interruption.

PathWay® Model 7283



SPECIFICATIONS:

PORT CONNECTORS: (12) DB25 female connectors labeled A1, B1, COM1, A2, B2, COM2, A3, B3, COM3, A4, B4, COM4.

FRONT PANEL CONTROL: (1) Manual pushbutton switches all four channels simultaneously.

DISPLAY: (2) Front panel LED's display switch position and power status.

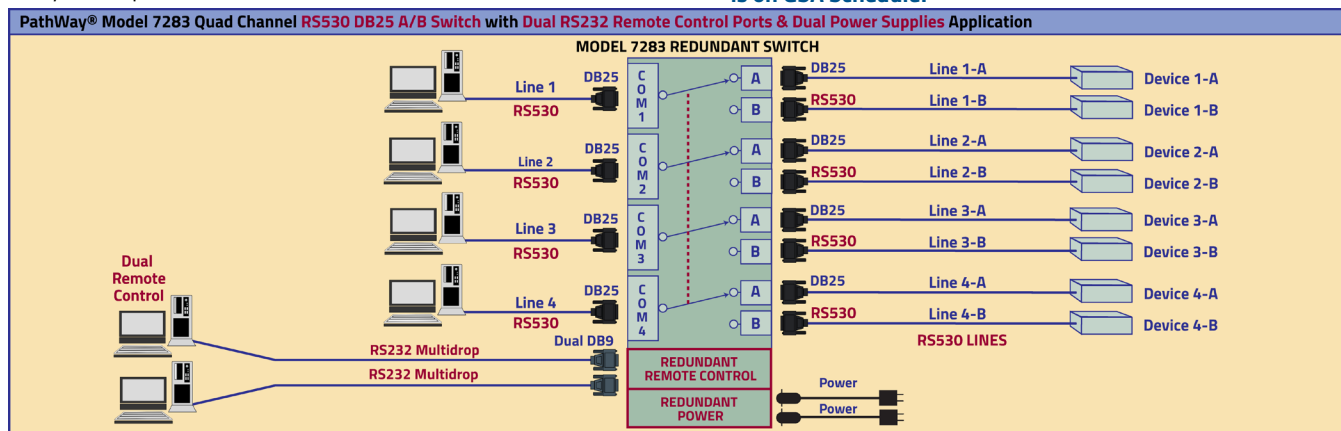
DUAL REMOTE CONTROL: (2) DB9 female connectors on rear panel accept multidrop RS232 for Remote Control operation.

DUAL POWER: (2) Power Jacks on rear panel accept power from (2) **CE, RoHS, and UL** listed table mount power modules, 100VAC/240VAC, 50Hz/60Hz (included with the unit) (Cat No 517277). Has IEC 60320 C14 inlet. **Ideal for international applications**

DIMENSIONS: Rackmount, 19.0" W x 3.5" H x 8.23" D. (48.2 x 8.9 x 21.0 cm)

WEIGHT: Approximately 6.6 lbs. (3.0 kg).

- The unit maintains last set position on power loss and continues to pass data.
- **Multiple Switches can be cascaded together for simultaneous switching. (See illustration on page 2)**
- **Municipalities, schools, government: This product is on GSA Schedule!**

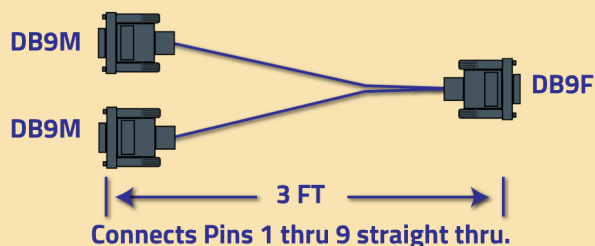


Cascade Cables for Use with Model 7283

Catalog No.	Description
516164-003'	DB9 Serial Y-Cable 2(M) to 1(F), 3 Foot Legs (w/thumbscrews)
990127-010'	DB9(F) to DB9(F), 10 feet
510240	DB9(F) to DB9(M), 6 feet (w/thumbscrews)

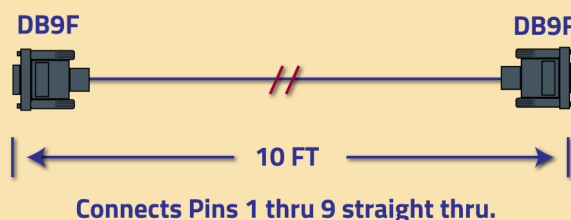
DB9 Serial Y-Cable 2 Male to 1 Female

P/N 516164-003



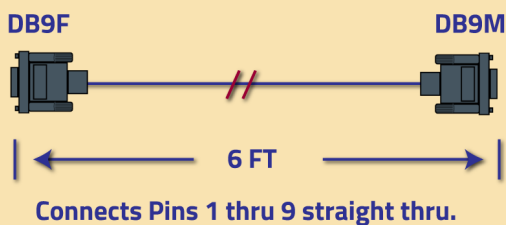
DB9(F) to DB9(F), 10 Feet

P/N 990127-010



DB9(F) to DB9(M), 6 Feet

P/N 510240-006



*Custom Length cables
available.
Quick Delivery!*

MODEL 7283 CASCADE APPLICATION ILLUSTRATION:

