


## SCUPS® Model 1024 SuperCapacitor 24VDC Uninterruptible Power Supply, PC Board Configuration

- Provides critical power backup for remote locations that utilize computer-based monitoring and control systems.
- Recognized for significant advantages over battery UPS systems.
- Low Maintenance, Long Service Life, Wide Temperature Range.

The **SCUPS®** Model 1024 SuperCapacitor based Uninterruptible Power Supply is designed to provide nominal 24VDC power when a unit's 24VDC line power is interrupted. In addition, several digital signals are available to alert the host system that supplemental power is in use, and to provide a state of charge (SOC) indication. User applications can use digital signals to commence an orderly shutdown operation and can use the SOC signals to gauge the level of energy in the super capacitor. Once Primary power is restored, the unit's super capacitor is recharged and becomes ready for the next power interruption event. **The use of the SuperCapacitor for energy storage provides a very low maintenance solution with extremely high cycle life and without the shelf life concerns of typical battery backup systems.** The **SCUPS®** is perfect for low power remote systems where primary power can be interrupted. Typical applications include remote locations with intermittent grid power or renewable energy systems such as solar powered systems. The **SCUPS®** Model 1024 is also available as a standalone desktop unit (See Model 1023, Catalog Number 301023).

### SCUPS® Model 1024



#### SPECIFICATIONS:

##### Max Power to Load:

24W, 24 VDC at 1A

##### Max Primary Load Voltage:

24 VDC

##### Voltage during Hold Up:

22.5 VDC, 0.85A MAX

##### Hold Up Time:

6.2 minutes with 0.85A Load

11.6 minutes with 0.5A Load

##### Full Recharge Time:

41 minutes from full discharge to full charge

##### Min. Recharge Time:

5 minutes from full discharge (nominal times at 22°C)

##### Energy Storage:

Lithium Ion SuperCapacitor

##### Status Signals:

Digital: 2-State of Charge, Primary-ON, Backup-ON

##### Temperature:

-25°C to 65°C

##### Dimensions:

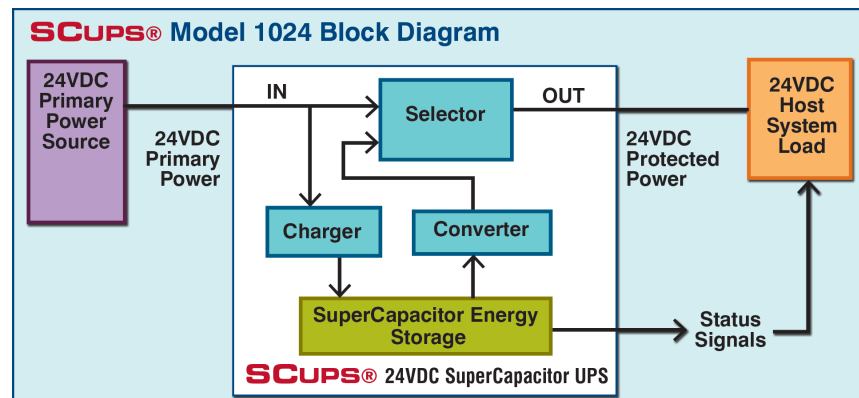
6.502" x 4.879" x 1.061" (includes super capacitor)

##### Weight:

1.1 lb [0.5 kg] (includes SuperCapacitor)


##### Operation Manual Describes:

Power Connector, Activating the UPS, Deactivating the UPS, UPS System Operations, Adjusting UPS Output Voltage Level, Hardware Specifications, Performance Specifications, UPS Discharge Characteristics, UPS Charge Characteristics, UPS Circuit Board Description, Digital Signal Pin Out, Digital Output Component Specifications.



#### ALSO AVAILABLE AS A DESKTOP UNIT

#### SCUPS® Model 1023



Front Panel



Rear Panel

## Detailed User Manual Included with **SCUPS®** Model 1024 and Model 1023

### Table of Contents

- 1.0 Introduction
  - Figure 1: Block diagram of ESL SuperCapacitor-based UPS unit.
- 2.0 Caution
- 3.0 UPS Integration Wiring Diagram
  - Figure 2: UPS integration wiring diagram.
- 4.0 Power Connector
- 5.0 Activating the UPS
- 6.0 Deactivating the UPS
- 7.0 UPS System Operations
  - Figure 3: SuperCapacitor state of charge during UPS system discharge/charge cycle.
  - Figure 4: Voltage applied to the load during a primary voltage supply fault event.
- 8.0 Adjusting UPS Output Voltage Level
- 9.0 Hardware Specifications
- 10.0 Performance Specifications
  - 10.1 UPS Discharge Characteristics
    - Figure 5: ESL UPS Energy Discharge Operating Envelope for Current System Release.
    - Figure 6: UPS system discharge time and state of discharge with 500 mA load for different load voltages.
    - Figure 7: UPS system discharge time and state of discharge with 1000 mA load for different load voltages.
  - 10.2 UPS Charge Characteristics
    - Figure 8: Charge versus state of charge.
- 11.0 UPS Circuit Board Description
  - 11.1 Digital Signal Pin Out
  - 11.2 Digital Output Component Specifications
  - 11.3 Specifications
- 12.0 Important Notices
  - 12.1 Agreement Not to Analyze or Reverse Engineer
  - 12.2 SAFETY INFORMATION: Advisement to Read and Understand Lithium Ion Capacitor Operational Manual Covering Safety Issues
  - 12.3 Limit of Liability